



From the Montgomery County parking lot, it is a short (0.1 mile to the overlook) and relatively easy hike to view a picturesque waterfall located in a ravine. Continuing onward after a fairly moderate start, the trail becomes more difficult as it descends along the ravine. It then follows a creek downstream where visitors can see several smaller waterfalls in a hardwood forest of maples, oaks, black birch, and hemlock. Totalling one mile, the trail eventually connects to the Ancient Forest Trail and others.

WATERFALL TRAIL
(1 MILE)

Landis is unique in having one of three officially arborea in eastern North America. Some of the trees pre-date the American Revolution.

ANCIENT FOREST TRAIL
(1.5 MILES)

A mixed woodland ranging in various stages of succession from pioneer stage of development to climax forest, this less visited trail is a good hike for someone who wants a scenic woods walk that offers some elevation change.

BASS WOODLAND TRAIL
(1 MILE LOOP)

This is a short trail that follows our eastern boundary of the Lape Collection area. A mix of trees can be found here, including many oaks and hickories. Old stone walls are visible all along the trail.

UPPER WOODLAND TRAIL
(0.25 MILES)

The Arboretum's signature Great Oak, a more-than-500-year-old white oak (*Quercus alba*), met its demise in 2015 following a series of storms. The Big Red Oak (*Quercus rubra*), long its companion tree, marks the convergence of the Woodland Trail and the Acorn Trail and takes the visitor along a rolling hillside before paralleling the Bass Woodlands and linking back to the Native Plant Trail. Many oak trees of different ages are found along this trail.

ACORN TRAIL (0.5 MILES)

This trail features the Miller Native Plant Collection, an educational planting that includes over 200 of the trees, shrubs, and vines native to NYS, grouped according to family. Arboretum friend Ed Miller also developed the bog demonstration garden behind the Greenhouse and Library. Visitors often linger at the Nan Williams Fern Glen, another collection of native species. The Willow Pond Trail is named for a golden willow (*Salix alba vitellina*) planted by Lape's father in 1910.

WILLOW POND TRAIL
(MILLER NATIVE PLANT COLLECTION)
(1 MILE)

This trail is named for the variety of pioneer species that can be found throughout its route. It meanders through large fields with many wildlifefriendly species of plants. Younger trees, shrubs, and wildflowers dominate the trail from fields to forest and demonstrate succession.

PIONEER TRAIL (0.33 MILE)

This trail provides an excellent opportunity to study various stages in the development of a native mixed hardwood forest. Both mature and old growth forests are visible. Informational signs line the trail.

WOODLAND TRAIL (1 MILE)

The Lape Trail brings visitors to the Arboretum's oldest specimens, planted by its founder, Fred Lape. There are many notable trees, including one of the first dawn redwoods (*Metasequoia glyptostroboides*) planted in the US after its discovery in China in 1941. Visitors will encounter examples of beech and conifer not native to the US. The Arboretum's collection of Northeastern oaks has been recognized as one of the finest. Of special note is the rare Buckleya distichophylla, which has naturalized at Landis. Many remnants of Lape's lilacs still exist, but newer, more disease resistant varieties are being planted on the hill between the Meeting House and Barn. The Lape crabapples continue to flourish, and the collection has been expanded with newer varieties. It is magnificent at the height of bloom in the spring. The Pinetum leads the visitor to the Lape memorial, with a view of the Schoharie Valley.

FRED LAPE TRAIL (1 MILE TOTAL)

THE TRAILS

ARBORETUM HIGHLIGHTS

THE VAN LOVELAND GARDEN: In addition to woody collections, Landis provides outstanding collections of flowering perennials for visitors to enjoy from March through November. The Van Loveland gardens include bulbs, perennials, shrubs, and ornamental trees.

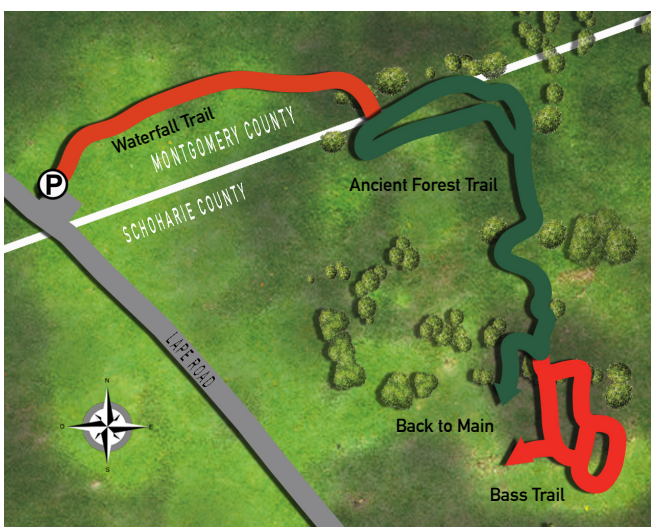
THE FARMHOUSE: The original Lape homestead now houses the Landis offices and the Welcome Center.

THE BARN: Built in the early 19th Century, the barn is used to store maintenance equipment. It also houses the Arboretum's used book store, with a large and eclectic collection of books.

THE SHANTI VUN MEDITATION GARDEN: Dedicated in 2022, the garden features a water garden, birch grove, pavilion, large standing stones, and labyrinth.

THE HARKNESS LIBRARY AND RAYMOND GREENHOUSE: The library houses a valuable collection of pressed plant specimens. The greenhouse is instrumental in plant propagation and education.

THE MEETING HOUSE COMPLEX: This facility, available for rental, has been home to nature education workshops, musical events, and community gatherings. It includes an emergency shelter and is known for its "million dollar view" of the Schoharie Valley from the deck.



WHO WE ARE

Established by Fred Lape in 1951, the Landis Arboretum is a private, non-for-profit, organization in the scenic and historic Schoharie Valley. Our several hundred acres are dedicated to preserving and protecting our heritage of natural and cultivated plantings. Visitors can explore nearly 8 miles of trails, our historic collections of specimen plantings, old growth forests, managed woodlots, and our Native Plant Trail. Our educational programs foster an appreciation of the environment and appeal to all ages. Landis has also had a long tradition as a center for the arts. We are open to the public from dawn to dusk, 365 days a year.

BECOME A MEMBER

Members are at the heart of Landis. Through their support, our gardens, our stunning vistas, our collections, our concerts and arts events, and our environmental programs are thriving. Members receive discounts on classes and at our signature plant sales. To become a member or renew your membership online, visit landisarboretum.org/membership.



Enjoy the company of your leashed dogs at Landis. For your convenience, pet waste stations are located at the kiosk in the lower parking lot and at the Meeting House.

Landis Arboretum
PO Box 186
174 Lape Rd.
Esperance, NY 12066
(518) 875-6935

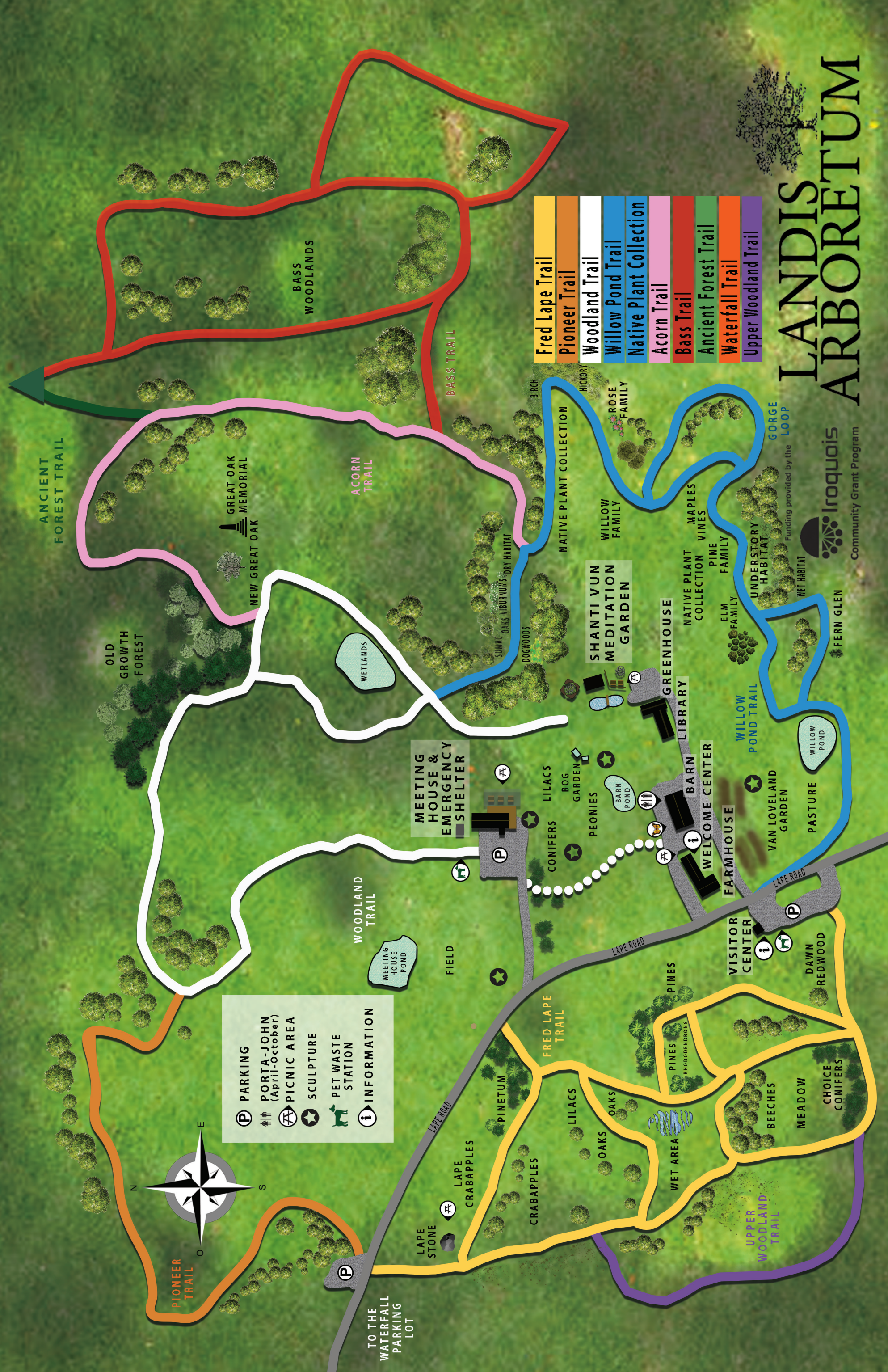
landisarboretum.org




LANDIS ARBORETUM
Established 1951

TRAIL MAP & VISITORS GUIDE

landisarboretum.org



LANDIS ARBORETUM



- Fred Lape Trail
- Pioneer Trail
- Woodland Trail
- Willow Pond Trail
- Native Plant Collection
- Acorn Trail
- Bass Trail
- Ancient Forest Trail
- Waterfall Trail
- Upper Woodland Trail

P PARKING

♣ PORTA-JOHN (April-October)

Ⓐ PICNIC AREA

★ SCULPTURE

🐕 PET WASTE STATION

i INFORMATION



Iroquois
Community Grant Program

Funding provided by the

GORGE LOOP

UNDERSTORY HABITAT

WET HABITAT

WILLOW POND TRAIL

WILLOW POND

PASTURE

VAN LOVELAND GARDEN

WELCOME CENTER

FARMHOUSE

VISITOR CENTER

LAPE ROAD

DAWN REDWOOD

CHOICE CONIFERS

MEADOW

BEECHES

WET AREA

PINES RHODODENDRONS

UPPER WOODLAND TRAIL

WILLOW POND TRAIL

WILLOW POND

PASTURE

WELCOME CENTER

FARMHOUSE

VISITOR CENTER

LAPE ROAD

DAWN REDWOOD

CHOICE CONIFERS

MEADOW

BEECHES

WET AREA

PINES RHODODENDRONS

UPPER WOODLAND TRAIL

WILLOW POND TRAIL

WILLOW POND

PASTURE

VAN LOVELAND GARDEN

WELCOME CENTER

FARMHOUSE

VISITOR CENTER

LAPE ROAD

DAWN REDWOOD

CHOICE CONIFERS

MEADOW

BEECHES

WET AREA

PINES RHODODENDRONS

UPPER WOODLAND TRAIL

WILLOW POND TRAIL

WILLOW POND

PASTURE

VAN LOVELAND GARDEN

WELCOME CENTER

FARMHOUSE

VISITOR CENTER

LAPE ROAD

DAWN REDWOOD

CHOICE CONIFERS

MEADOW

BEECHES

WET AREA

PINES RHODODENDRONS

UPPER WOODLAND TRAIL

WILLOW POND TRAIL

WILLOW POND

PASTURE

VAN LOVELAND GARDEN

WELCOME CENTER

FARMHOUSE

VISITOR CENTER

LAPE ROAD

DAWN REDWOOD

CHOICE CONIFERS

MEADOW

BEECHES

WET AREA

PINES RHODODENDRONS

UPPER WOODLAND TRAIL

WILLOW POND TRAIL

WILLOW POND

PASTURE

VAN LOVELAND GARDEN

WELCOME CENTER

FARMHOUSE

VISITOR CENTER

LAPE ROAD

DAWN REDWOOD

CHOICE CONIFERS

MEADOW

BEECHES

WET AREA

PINES RHODODENDRONS

UPPER WOODLAND TRAIL

WILLOW POND TRAIL

WILLOW POND

PASTURE

VAN LOVELAND GARDEN

WELCOME CENTER

FARMHOUSE

VISITOR CENTER

LAPE ROAD

DAWN REDWOOD

CHOICE CONIFERS

MEADOW

BEECHES

WET AREA

PINES RHODODENDRONS

UPPER WOODLAND TRAIL

WILLOW POND TRAIL

WILLOW POND

PASTURE

VAN LOVELAND GARDEN

WELCOME CENTER

FARMHOUSE

VISITOR CENTER

LAPE ROAD

DAWN REDWOOD

CHOICE CONIFERS

MEADOW

BEECHES

WET AREA

PINES RHODODENDRONS

UPPER WOODLAND TRAIL

WILLOW POND TRAIL

WILLOW POND

PASTURE

VAN LOVELAND GARDEN

WELCOME CENTER

FARMHOUSE

VISITOR CENTER

LAPE ROAD

DAWN REDWOOD

CHOICE CONIFERS

MEADOW

BEECHES

WET AREA

PINES RHODODENDRONS

UPPER WOODLAND TRAIL

WILLOW POND TRAIL

WILLOW POND

PASTURE

VAN LOVELAND GARDEN

WELCOME CENTER

FARMHOUSE

VISITOR CENTER

LAPE ROAD

DAWN REDWOOD

CHOICE CONIFERS

MEADOW

BEECHES

WET AREA

PINES RHODODENDRONS

UPPER WOODLAND TRAIL

WILLOW POND TRAIL

WILLOW POND

PASTURE

VAN LOVELAND GARDEN

WELCOME CENTER

FARMHOUSE

VISITOR CENTER

LAPE ROAD

DAWN REDWOOD

CHOICE CONIFERS

MEADOW

BEECHES

WET AREA

PINES RHODODENDRONS

UPPER WOODLAND TRAIL

WILLOW POND TRAIL

WILLOW POND

PASTURE

VAN LOVELAND GARDEN

WELCOME CENTER

FARMHOUSE

VISITOR CENTER

LAPE ROAD

DAWN REDWOOD

CHOICE CONIFERS

MEADOW

BEECHES

WET AREA

PINES RHODODENDRONS

UPPER WOODLAND TRAIL

WILLOW POND TRAIL

WILLOW POND

PASTURE

VAN LOVELAND GARDEN

WELCOME CENTER

FARMHOUSE

VISITOR CENTER

LAPE ROAD

DAWN REDWOOD

CHOICE CONIFERS

MEADOW

BEECHES

WET AREA

PINES RHODODENDRONS

UPPER WOODLAND TRAIL

WILLOW POND TRAIL

WILLOW POND

PASTURE

VAN LOVELAND GARDEN

WELCOME CENTER

FARMHOUSE

VISITOR CENTER

LAPE ROAD

DAWN REDWOOD

CHOICE CONIFERS

MEADOW

BEECHES

WET AREA

PINES RHODODENDRONS

UPPER WOODLAND TRAIL

WILLOW POND TRAIL

WILLOW POND

PASTURE

VAN LOVELAND GARDEN

WELCOME CENTER

FARMHOUSE

VISITOR CENTER

LAPE ROAD

DAWN REDWOOD

CHOICE CONIFERS

MEADOW

BEECHES

WET AREA

PINES RHODODENDRONS

UPPER WOODLAND TRAIL

WILLOW POND TRAIL

WILLOW POND

PASTURE

VAN LOVELAND GARDEN

WELCOME CENTER

FARMHOUSE

VISITOR CENTER

LAPE ROAD

DAWN REDWOOD

CHOICE CONIFERS

MEADOW

BEECHES

WET AREA

PINES RHODODENDRONS

UPPER WOODLAND TRAIL

WILLOW POND TRAIL

WILLOW POND

PASTURE

VAN LOVELAND GARDEN

WELCOME CENTER

FARMHOUSE

VISITOR CENTER

LAPE ROAD

DAWN REDWOOD

CHOICE CONIFERS

MEADOW

BEECHES

WET AREA

PINES RHODODENDRONS

UPPER WOODLAND TRAIL

WILLOW POND TRAIL

WILLOW POND

PASTURE

VAN LOVELAND GARDEN

WELCOME CENTER

FARMHOUSE

VISITOR CENTER

LAPE ROAD

DAWN REDWOOD

CHOICE CONIFERS

MEADOW

BEECHES

WET AREA

PINES RHODODENDRONS

UPPER WOODLAND TRAIL

WILLOW POND TRAIL

WILLOW POND